



ASBK.COM.AU f t i y

Round 6 : Winton Motor Raceway : September 7 - 9

KAWASAKI AUSTRALIAN SUPERSPORT CHAMPIONSHIP

Qualifying 1

Date: 08/09/18
 Event: Q03
 Weather: Sunny - Temp: 11.5C
 Track: Dry - Temp: 22.7C

Started at: 09:47:01
 Laps: 30 Min
 Starters: 14
 Printed at: 10:27

PROVISIONAL CLASSIFICATION

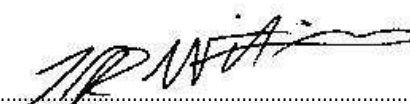
Pos	No	Name	Machine	Fastest Lap	On Lap	Behind Prev	Behind Leader	Top Speed
1	20	Damon REES (NZ) / Carl Cox M-sport / Mondiale Freight / Tony Rees M-cycles / Signedge / Pirelli	Honda CBR RR	1:24.119	4 of 4			212
2	27	Nic LIMINTON (SA)	Yamaha YZF-R6	1:24.279	10 of 13	.160	.160	214
3	41	Max CROKER (NSW) / Mat Mladin Mladin Racing / Suzuki Aust. / AGV Sport / Nolan / Motorex Aus	Suzuki GSX-R	1:24.746	12 of 14	.467	.627	217
4	12	Broc PEARSON (QLD) / Yamaha Aust. / World Gym / 1800 Approved / City2Surf Locksmiths / Motul	Yamaha YZF-R6	1:24.872	7 of 14	.126	.753	216
5	22	Zac JOHNSON (VIC) / Rebuilder / Ausfleet / Savy Civil	Yamaha YZF-R6	1:25.053	12 of 14	.181	.934	217
6	52	Ryan TAYLOR (VIC) / Areden Homes / Pablo's M-cycle Tyres / YRD / RTR	Yamaha YZF-R6	1:25.364	15 of 15	.311	1.245	216
7	83	Lachlan EPIS (NSW) / ResponseRE / Bluetounge Finance / DB Racing / Aark Suspension / YRD	Yamaha YZF-R6	1:25.376	10 of 12	.012	1.257	216
8	39	Scott NICHOLSON (VIC) / NextGen Motorsports / Williams Engineering	Suzuki GSX-R	1:25.618	8 of 8	.242	1.499	213
9	47	Giuseppe SCARCELLA (NSW) / Kawasaki BCperformance / Kawasaki Motors Aust. / Landscapesupplies.com.au	Kawasaki ZX6R	1:25.653	5 of 14	.035	1.534	211
10	61	Rhys BELLING (VIC) / LXI Racing / Yamaha / YRD / Skip2Beat / The Grinning Dingo	Yamaha YZF-R6	1:26.086	9 of 9	.433	1.967	211
11	42	Jack PASSFIELD (NSW) / Stay Upright Rider Training / GASD Suspension / Dmoto / Pirelli / KYT	Yamaha YZF-R6	1:26.414	13 of 13	.328	2.295	215
12	851	Ty LYNCH (SA) / Adelaide M-cycle Recovery / Australian Outdoor Living / A Plus Diesel & Electrical	Yamaha YZF-R6	1:26.734	10 of 12	.320	2.615	213
13	86	Dallas SKEER (SA) / Barry Francis M-cycles / Ron Angel Classic Racing / Penrite Oils / Suspensions R Us	Suzuki GSX-R	1:26.820	11 of 11	.086	2.701	216
14	74	Campbell RUSSELL (VIC) / Motul / Pirelli	Yamaha YZF-R6	1:30.136	13 of 13	3.316	6.017	213

Current best lap for SS class - 1:23.200 by Cru HALLIDAY (NSW) on a Yamaha YZF-R6 set on 07/09/18

*** Indicative qualifying time - 1:36.737 ***

The results are provisional until the end of the time limit for protests and appeals.


 Chief Time Keeper - Scott Laing


 Clerk of Course - Tom Williams



www.computime.com.au
 COMPUTIME RACE TIMING SYSTEMS PTY LTD





ASBK.COM.AU f t i y

Round 6 : Winton Motor Raceway : September 7 - 9

KAWASAKI AUSTRALIAN SUPERSPORT CHAMPIONSHIP

Qualifying 1

Date: 08/09/18
 Event: Q03
 Weather: Sunny - Temp: 11.5C
 Track: Dry - Temp: 22.7C

Started at: 09:47:01
 Laps: 30 Min
 Starters: 14
 Printed at: 10:27

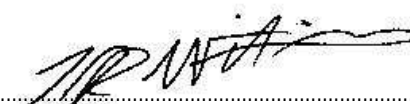
PROVISIONAL LAP TIMES

No	Name	Lap 1	Lap 2	Lap 3	Lap 4	Lap 5	Lap 6	Lap 7	Lap 8	Lap 9	Lap 10
12	Broc PEARSON (QLD)	1:45.508	1:36.992	1:33.600	1:33.744	1:25.824	1:25.379	1:24.872	8:19.667	1:43.940	1:25.457
	10	1:24.994	1:38.246	1:33.161	1:25.221						
20	Damon REES (NZ)	1:32.385	1:25.043	1:28.010	1:24.119						
22	Zac JOHNSON (VIC)	1:33.465	1:26.998	1:26.396	3:26.902	1:47.821	1:25.176	1:31.452	8:12.856	1:45.690	1:26.235
	10	1:25.482	1:25.053	1:25.229	1:26.091						
27	Nic LIMINTON (SA)	1:35.805	1:26.376	1:25.529	1:25.243	1:24.397	1:25.936	9:40.867	1:32.216	1:24.876	1:24.279
	10	1:24.388	2:39.328	1:46.168							
39	Scott NICHOLSON (VIC)	1:35.991	1:27.006	1:26.901	1:26.445	3:59.484	1:38.667	1:28.973	1:25.618		
41	Max CROKER (NSW)	1:33.541	1:27.397	1:25.883	1:28.286	1:25.830	1:25.198	3:35.374	1:32.516	1:25.570	1:25.089
	10	1:24.752	1:24.746	1:27.661	1:24.934						
42	Jack PASSFIELD (NSW)	1:42.460	1:32.306	1:28.691	1:28.065	1:27.461	3:52.105	1:41.721	1:33.170	1:31.413	1:26.936
	10	1:26.987	1:31.484	1:26.414							
47	Giuseppe SCARCELLA (NSW)	1:49.279	1:28.710	1:27.190	1:26.136	1:25.653	3:08.706	1:38.159	1:27.323	1:26.153	1:25.882
	10	1:25.670	1:25.941	6:48.232	1:48.858						
52	Ryan TAYLOR (VIC)	1:40.542	1:28.190	1:29.119	1:26.366	1:26.360	1:26.074	7:35.257	1:37.258	1:27.242	1:26.453
	10	1:26.464	1:26.160	1:26.996	1:25.682	1:25.364					
61	Rhys BELLING (VIC)	1:33.942	1:26.261	1:26.774	1:26.379	2:49.706	1:46.513	1:26.449	1:26.503	1:26.086	
74	Campbell RUSSELL (VIC)	1:44.290	1:32.836	1:32.512	1:31.523	1:31.319	1:37.773	1:30.953	1:41.209	1:31.418	3:31.273
	10	1:41.890	1:30.507	1:30.136							
83	Lachlan EPIS (NSW)	1:35.042	1:28.687	1:26.362	2:51.692	1:31.885	1:25.967	1:25.783	6:42.119	1:39.807	1:25.376
	10	1:26.739	1:25.938								
86	Dallas SKEER (SA)	1:35.555	1:28.444	1:28.064	1:28.195	1:26.920	1:26.966	15:20.438	1:34.635	1:27.524	1:27.360
	10	1:26.820									
851	Ty LYNCH (SA)	1:39.788	1:30.314	1:28.153	4:03.303	1:33.278	1:27.730	1:27.281	1:26.843	1:26.934	1:26.734
	10	4:26.377	1:37.332								

*** Indicative qualifying time - 1:36.737 ***

The results are provisional until the end of the time limit for protests and appeals.


 Chief Time Keeper - Scott Laing


 Clerk of Course - Tom Williams



www.computime.com.au
 COMPUTIME RACE TIMING SYSTEMS PTY LTD





ASBK.COM.AU f t i y

Round 6 : Winton Motor Raceway : September 7 - 9

KAWASAKI AUSTRALIAN SUPERSPORT CHAMPIONSHIP

Qualifying 1

Date: 08/09/18
 Event: Q03
 Weather: Sunny - Temp: 11.5C
 Track: Dry - Temp: 22.7C

Started at: 09:47:01
 Laps: 30 Min
 Starters: 14
 Printed at: 10:27

PROVISIONAL SPLIT TIMES

Lap	Split 1	Split 2	Split 3	Split 4	Lap Time	Spd	Lap	Split 1	Split 2	Split 3	Split 4	Lap Time	Spd
12 Broc PEARSON (QLD) (4th)							27 Nic LIMINTON (SA) (2nd)						
1	22.385	16.786	36.198	30.139	1:45.508 P		1	17.448	16.139	33.225	28.993	1:35.805 P	
2	12.964	16.324	34.227	33.477	1:36.992	212	2	12.063	14.702	31.248	28.363	1:26.376	211
3	12.289	14.721	35.837	30.753	1:33.600	215	3	11.878	14.500	30.810	28.341	1:25.529	213
4	12.034	14.838	37.655	29.217	1:33.744	213	4	11.830	14.410	30.816	28.187	1:25.243	214
5	12.030	14.503	30.954	28.337	1:25.824	212	5	11.683	14.231	30.471	28.012	1:24.397	214
6	11.867	14.458	30.798	28.256	1:25.379	216	6	11.681	14.300	31.746	28.209	1:25.936	214
7	11.862	14.373	30.553	28.084	1:24.872	215	7	11.771	14.357	34.312	8:40.427	9:40.867	214
8	11.780	17.269	38.133	7:12.485	8:19.667	214	8	16.196	15.472	32.123	28.425	1:32.216 P	
9	22.739	17.950	33.606	29.645	1:43.940 P		9	11.728	14.397	30.644	28.107	1:24.876	213
10	12.054	14.465	30.706	28.232	1:25.457	215	10	11.712	14.238	30.358	27.971	1:24.279	213
11	11.952	14.400	30.613	28.029	1:24.994	215	11	11.662	14.354	30.405	27.967	1:24.388	213
12	11.866	22.671	35.125	28.584	1:38.246	214	12	13.512	18.728	35.412	1:31.676	2:39.328	213
13	11.896	14.278	30.446	36.541	1:33.161	213	13	19.065	17.781	36.342	32.980	1:46.168 P	
14	11.923	14.408	30.329	28.561	1:25.221	215							
20 Damon REES (NZ) (1st)							39 Scott NICHOLSON (VIC) (8th)						
1	16.169	15.489	32.169	28.558	1:32.385 P		1	18.545	15.765	32.537	29.144	1:35.991 P	
2	11.751	14.540	30.906	27.846	1:25.043	211	2	12.007	14.767	31.647	28.585	1:27.006	211
3	11.739	14.297	33.329	28.645	1:28.010	212	3	11.981	14.720	31.604	28.596	1:26.901	211
4	11.732	14.144	30.493	27.750	1:24.119	211	4	11.877	14.631	31.467	28.470	1:26.445	212
							5	12.063	15.876	32.591	2:58.954	3:59.484	213
							6	16.400	19.563	33.645	29.059	1:38.667 P	
							7	11.984	14.457	33.404	29.128	1:28.973	212
22 Zac JOHNSON (VIC) (5th)							41 Max CROKER (NSW) (3rd)						
1	15.686	15.968	33.111	28.700	1:33.465 P		1	15.567	15.894	33.087	28.993	1:33.541 P	
2	12.261	14.696	31.651	28.390	1:26.998	214	2	12.088	14.700	31.448	29.161	1:27.397	213
3	12.160	14.510	31.353	28.373	1:26.396	214	3	12.009	14.582	31.207	28.085	1:25.883	214
4	12.314	14.519	31.051	2:29.018	3:26.902	216	4	13.364	15.259	31.471	28.192	1:28.286	217
5	25.588	18.167	35.625	28.441	1:47.821 P		5	11.959	14.437	31.373	28.061	1:25.830	215
6	11.845	14.603	30.842	27.886	1:25.176	217	6	11.888	14.488	30.917	27.905	1:25.198	214
7	12.226	16.608	33.796	28.822	1:31.452	216	7	11.973	14.470	31.827	2:37.104	3:35.374	215
8	12.000	14.650	33.010	7:13.196	8:12.856	216	8	17.741	15.113	31.315	28.347	1:32.516 P	
9	22.877	19.428	34.416	28.969	1:45.690 P		9	11.970	14.480	31.060	28.060	1:25.570	215
10	11.976	14.533	31.060	28.666	1:26.235	213	10	11.812	14.312	30.725	28.240	1:25.089	216
11	11.787	14.469	30.995	28.231	1:25.482	215	11	11.886	14.217	30.845	27.804	1:24.752	216
12	11.820	14.308	30.906	28.019	1:25.053	214							
13	11.842	14.324	30.994	28.069	1:25.229	214							
14	12.188	14.426	31.229	28.248	1:26.091	215							

Scott Laing

Chief Time Keeper - Scott Laing

Tom Williams

Clerk of Course - Tom Williams



www.computime.com.au
 COMPUTIME RACE TIMING SYSTEMS PTY LTD





ASBK.COM.AU f t i y

Round 6 : Winton Motor Raceway : September 7 - 9

KAWASAKI AUSTRALIAN SUPERSPORT CHAMPIONSHIP

Qualifying 1

Date: 08/09/18
 Event: Q03
 Weather: Sunny - Temp: 11.5C
 Track: Dry - Temp: 22.7C

Started at: 09:47:01
 Laps: 30 Min
 Starters: 14
 Printed at: 10:27

PROVISIONAL SPLIT TIMES

Lap	Split 1	Split 2	Split 3	Split 4	Lap Time	Spd	Lap	Split 1	Split 2	Split 3	Split 4	Lap Time	Spd
12	11.877	14.323	30.774	27.772	1:24.746	216	2	12.510	14.896	32.394	28.390	1:28.190	211
13	11.847	14.243	33.302	28.269	1:27.661	216	3	12.202	15.313	32.579	29.025	1:29.119	216
14	11.953	14.347	30.694	27.940	1:24.934	217	4	12.037	14.651	31.468	28.210	1:26.366	214
							5	12.042	14.638	31.550	28.130	1:26.360	213
							6	11.940	14.552	31.432	28.150	1:26.074	214
42 Jack PASSFIELD (NSW) (11th)							7	11.942	14.573	32.206	6:36.536	7:35.257	213
1	18.284	17.183	35.716	31.277	1:42.460 P		8	19.810	15.123	33.182	29.143	1:37.258 P	
2	13.347	15.688	33.662	29.609	1:32.306	205	9	12.295	14.484	32.090	28.373	1:27.242	212
3	12.375	14.961	32.248	29.107	1:28.691	212	10	12.088	14.506	31.446	28.413	1:26.453	214
4	12.323	14.890	31.931	28.921	1:28.065	212	11	11.909	15.033	31.273	28.249	1:26.464	214
5	12.028	14.800	32.062	28.571	1:27.461	214	12	11.849	14.586	31.476	28.249	1:26.160	214
6	12.166	14.883	31.635	2:53.421	3:52.105	215	13	11.834	14.553	32.149	28.460	1:26.996	213
7	20.182	15.861	34.493	31.185	1:41.721 P		14	11.815	14.432	31.340	28.095	1:25.682	212
8	13.085	15.635	34.728	29.722	1:33.170	209	15	11.929	14.327	31.119	27.989	1:25.364	212
9	12.259	14.860	31.929	32.365	1:31.413	214	61 Rhys BELLING (VIC) (10th)						
10	12.110	14.808	31.517	28.501	1:26.936	215	1	17.309	15.379	32.223	29.031	1:33.942 P	
11	12.036	14.747	31.776	28.428	1:26.987	214	2	12.027	14.678	31.009	28.547	1:26.261	209
12	12.051	15.132	34.861	29.440	1:31.484	214	3	12.226	14.766	31.424	28.358	1:26.774	211
13	12.195	14.610	31.342	28.267	1:26.414	214	4	12.061	14.565	31.381	28.372	1:26.379	211
47 Giuseppe SCARCELLA (NSW) (9th)							5	12.070	14.559	31.380	1:51.697	2:49.706	211
1	25.716	20.498	33.198	29.867	1:49.279 P		6	17.679	15.064	39.873	33.897	1:46.513 P	
2	12.306	15.315	31.915	29.174	1:28.710	209	7	11.979	14.524	31.453	28.493	1:26.449	211
3	12.143	14.873	31.510	28.664	1:27.190	208	8	12.444	14.588	31.095	28.376	1:26.503	209
4	11.931	14.634	31.164	28.407	1:26.136	209	9	12.036	14.615	31.014	28.421	1:26.086	211
5	11.792	14.595	30.990	28.276	1:25.653	208	74 Campbell RUSSELL (VIC) (14th)						
6	11.698	14.581	31.133	2:11.294	3:08.706	210	1	18.900	17.529	35.138	32.723	1:44.290 P	
7	19.892	16.956	32.299	29.012	1:38.159 P		2	12.945	16.129	33.525	30.237	1:32.836	208
8	12.117	14.853	31.640	28.713	1:27.323	209	3	12.734	16.128	33.565	30.085	1:32.512	209
9	11.980	14.606	31.140	28.427	1:26.153	207	4	12.644	15.744	33.437	29.698	1:31.523	208
10	11.896	14.612	31.066	28.308	1:25.882	209	5	12.468	15.809	33.182	29.860	1:31.319	211
11	11.840	14.462	31.069	28.299	1:25.670	209	6	13.463	17.366	36.511	30.433	1:37.773	210
12	11.971	14.725	31.137	28.108	1:25.941	210	7	12.501	15.594	33.056	29.802	1:30.953	212
13	11.973	14.500	34.555	5:47.204	6:48.232	211	8	13.122	16.948	39.675	31.464	1:41.209	210
14	22.107	17.509	36.173	33.069	1:48.858 P		9	12.904	15.623	33.432	29.459	1:31.418	213
52 Ryan TAYLOR (VIC) (6th)							10	13.386	16.239	36.978	2:24.670	3:31.273	211
1	20.128	16.130	34.349	29.935	1:40.542 P								

Scott Laing

Chief Time Keeper - Scott Laing

Tom Williams

Clerk of Course - Tom Williams



www.computime.com.au
 COMPUTIME RACE TIMING SYSTEMS PTY LTD





ASBK.COM.AU f t i y

Round 6 : Winton Motor Raceway : September 7 - 9

KAWASAKI AUSTRALIAN SUPERSPORT CHAMPIONSHIP

Qualifying 1

Date: 08/09/18
 Event: Q03
 Weather: Sunny - Temp: 11.5C
 Track: Dry - Temp: 22.7C

Started at: 09:47:01
 Laps: 30 Min
 Starters: 14
 Printed at: 10:27

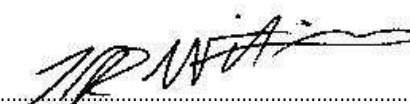
PROVISIONAL SPLIT TIMES

Lap	Split 1	Split 2	Split 3	Split 4	Lap Time	Spd	Lap	Split 1	Split 2	Split 3	Split 4	Lap Time	Spd
11	16.551	16.602	38.555	30.182	1:41.890 P		5	11.919	14.604	32.060	28.337	1:26.920	214
12	12.676	15.601	32.872	29.358	1:30.507	212	6	11.910	14.603	32.045	28.408	1:26.966	216
13	12.393	15.418	32.805	29.520	1:30.136	212	7	13.201	17.029	35.518	14:14.690	15:20.438	214
							8	16.860	15.640	32.995	29.140	1:34.635 P	
83 Lachlan EPIS (NSW) (7th)							9	12.210	14.676	32.142	28.496	1:27.524	212
1	16.764	15.928	33.346	29.004	1:35.042 P		10	12.097	14.592	32.077	28.594	1:27.360	214
2	12.195	15.104	32.918	28.470	1:28.687	213	11	12.033	14.675	31.874	28.238	1:26.820	214
3	11.917	14.735	31.360	28.350	1:26.362	214							
4	12.196	14.835	34.847	1:49.814	2:51.692	214	851 Ty LYNCH (SA) (12th)						
5	16.056	14.754	32.500	28.575	1:31.885 P		1	17.941	16.399	33.844	31.604	1:39.788 P	
6	11.912	14.506	31.295	28.254	1:25.967	215	2	12.578	15.568	32.585	29.583	1:30.314	211
7	11.724	14.462	31.418	28.179	1:25.783	215	3	12.350	14.902	32.050	28.851	1:28.153	211
8	12.254	15.300	33.733	5:40.832	6:42.119	215	4	12.200	15.206	31.943	3:03.954	4:03.303	212
9	18.872	16.515	35.709	28.711	1:39.807 P		5	16.686	15.285	32.128	29.179	1:33.278 P	
10	11.876	14.377	30.953	28.170	1:25.376	213	6	12.135	14.868	31.896	28.831	1:27.730	212
11	11.698	14.289	31.501	29.251	1:26.739	216	7	12.144	14.747	31.629	28.761	1:27.281	213
12	11.860	14.398	31.297	28.383	1:25.938	214	8	12.137	14.780	31.424	28.502	1:26.843	213
							9	12.087	14.785	31.543	28.519	1:26.934	212
86 Dallas SKEER (SA) (13th)							10	12.081	14.741	31.474	28.438	1:26.734	212
1	16.820	15.468	33.393	29.874	1:35.555 P		11	12.981	22.515	35.809	3:15.072	4:26.377	212
2	12.256	14.924	32.605	28.659	1:28.444	207	12	21.218	15.239	32.078	28.797	1:37.332 P	
3	12.191	14.705	32.457	28.711	1:28.064	214							
4	11.997	14.765	32.405	29.028	1:28.195	215							

*** Indicative qualifying time - 1:36.737 ***

The results are provisional until the end of the time limit for protests and appeals.


 Chief Time Keeper - Scott Laing


 Clerk of Course - Tom Williams



www.computime.com.au
 COMPUTIME RACE TIMING SYSTEMS PTY LTD





ASBK.COM.AU f t i y

Round 6 : Winton Motor Raceway : September 7 - 9

KAWASAKI AUSTRALIAN SUPERSPORT CHAMPIONSHIP

Qualifying 1

Date: 08/09/18
 Event: Q03
 Weather: Sunny - Temp: 11.5C
 Track: Dry - Temp: 22.7C

Started at: 09:47:01
 Laps: 30 Min
 Starters: 14
 Printed at: 10:27

PROVISIONAL FASTEST LAPS SEQUENCE

Race Time	No	Name	Machine	Fastest Lap	On Lap
1:46.373	86	Dallas SKEER (SA)	Suzuki GSX-R	1:35.555	1
2:40.956	41	Max CROKER (NSW)	Suzuki GSX-R	1:33.541	1
2:41.791	22	Zac JOHNSON (VIC)	Yamaha YZF-R6	1:33.465	1
3:14.817	86	Dallas SKEER (SA)	Suzuki GSX-R	1:28.444	2
4:08.353	41	Max CROKER (NSW)	Suzuki GSX-R	1:27.397	2
4:08.789	22	Zac JOHNSON (VIC)	Yamaha YZF-R6	1:26.998	2
5:07.960	27	Nic LIMINTON (SA)	Yamaha YZF-R6	1:26.376	2
5:34.236	41	Max CROKER (NSW)	Suzuki GSX-R	1:25.883	3
6:33.489	27	Nic LIMINTON (SA)	Yamaha YZF-R6	1:25.529	3
7:58.732	27	Nic LIMINTON (SA)	Yamaha YZF-R6	1:25.243	4
9:23.129	27	Nic LIMINTON (SA)	Yamaha YZF-R6	1:24.397	5
21:00.731	20	Damon REES (NZ)	Honda CBR RR	1:24.119	4

*** Indicative qualifying time - 1:36.737 ***

The results are provisional until the end of the time limit for protests and appeals.

Chief Time Keeper - Scott Laing

Clerk of Course - Tom Williams



www.computime.com.au
 COMPUTIME RACE TIMING SYSTEMS PTY LTD





ASBK.COM.AU f t i y

Round 6 : Winton Motor Raceway : September 7 - 9

KAWASAKI AUSTRALIAN SUPERSPORT CHAMPIONSHIP

Qualifying 1

Date: 08/09/18
 Event: Q03
 Weather: Sunny - Temp: 11.5C
 Track: Dry - Temp: 22.7C

Started at: 09:47:01
 Laps: 30 Min
 Starters: 14
 Printed at: 10:28

PROVISIONAL BEST PARTIAL TIMES

Pos	Split 1		Split 2		Split 3		Split 4		LAP		Ideal	Fastest
	Name	Time	Name	Time	Name	Time	Name	Time	Name	Time		
1	N. LIMINTON	11.662	D. REES	14.144	B. PEARSON	30.329	D. REES	27.750	D. REES	1:24.119	1:24.119	
2	G. SCARCELL	11.698	M. CROKER	14.217	N. LIMINTON	30.358	M. CROKER	27.772	N. LIMINTON	1:24.218	1:24.279	
3	L. EPIS	11.698	N. LIMINTON	14.231	D. REES	30.493	Z. JOHNSON	27.886	B. PEARSON	1:24.416	1:24.872	
4	D. REES	11.732	B. PEARSON	14.278	M. CROKER	30.694	N. LIMINTON	27.967	M. CROKER	1:24.495	1:24.746	
5	B. PEARSON	11.780	L. EPIS	14.289	Z. JOHNSON	30.842	R. TAYLOR	27.989	Z. JOHNSON	1:24.823	1:25.053	
6	Z. JOHNSON	11.787	Z. JOHNSON	14.308	L. EPIS	30.953	B. PEARSON	28.029	L. EPIS	1:25.110	1:25.376	
7	M. CROKER	11.812	R. TAYLOR	14.327	G. SCARCELL	30.990	G. SCARCELL	28.108	R. TAYLOR	1:25.250	1:25.364	
8	R. TAYLOR	11.815	S. NICHOLSO	14.434	R. BELLING	31.009	L. EPIS	28.170	G. SCARCELL	1:25.258	1:25.653	
9	S. NICHOLSO	11.863	G. SCARCELL	14.462	S. NICHOLSO	31.030	D. SKEER	28.238	S. NICHOLSO	1:25.618	1:25.618	
10	D. SKEER	11.910	R. BELLING	14.524	R. TAYLOR	31.119	J. PASSFIELD	28.267	R. BELLING	1:25.870	1:26.086	
11	R. BELLING	11.979	D. SKEER	14.592	J. PASSFIELD	31.342	S. NICHOLSO	28.291	J. PASSFIELD	1:26.247	1:26.414	
12	T. LYNCH	11.989	J. PASSFIELD	14.610	T. LYNCH	31.424	R. BELLING	28.358	T. LYNCH	1:26.592	1:26.734	
13	J. PASSFIELD	12.028	T. LYNCH	14.741	D. SKEER	31.874	T. LYNCH	28.438	D. SKEER	1:26.614	1:26.820	
14	C. RUSSELL	12.393	C. RUSSELL	15.418	C. RUSSELL	32.805	C. RUSSELL	29.358	C. RUSSELL	1:29.974	1:30.136	

*** Indicative qualifying time - 1:36.737 ***

The results are provisional until the end of the time limit for protests and appeals.

Scott Laing
 Chief Time Keeper - Scott Laing

Tom Williams
 Clerk of Course - Tom Williams



www.computime.com.au
 COMPUTIME RACE TIMING SYSTEMS PTY LTD

